

KASTURBA HOSPITAL, MANIPAL




- Kasturba Hospital, Manipal has emerged as a premier healthcare institution providing quality tertiary care to patients - both domestic and international with 2032 beds.
- It is the teaching hospital attached to Kasturba Medical College, Manipal an associate hospital of Manipal University and is managed by Manipal Health Enterprises Pvt.Ltd Systems.
- The state-of-the-art facilities across every department with sophisticated diagnostic and therapeutic care at an affordable cost in the basis of treatment at Hospital.
- The pharmacy of Hospital has an updated generic based formulary providing high quality affordable drugs.
- The services expanded were with an exclusive Trauma and Emergency Centre with diagnostic facilities for emergency services under one roof to provide the patients with excellent care at the earliest.
- Integrated Mother and Child Centre opened for comprehensive care of Women, children and neonates with all the latest and sophisticated facilities.

Accreditations & Certifications

- Kasturba Hospital is the first Medical College Hospital in Karnataka to get the prestigious Accreditation from National Accreditation Board for Hospitals & Health Care Providers (NABH) on 14 September 2009.
- It is ISO 9001:2008 and ISO 14000:2004 certified for QMS/EMS displaying the strong commitment to continuously improve the quality of services provided to the patients.
- In The Week - Nielsen Survey conducted in November 2016 Kasturba Hospital has been awarded the 4th Rank in Best Specialty Hospitals - South Zone.
- Achieved the Guinness World Record for 'The Most Participants in Hand Sanitizing Relay' held on 15th October, 2016.
- Winner of the Commendation Certificate for Performance Excellence from IMC Ramakrishna Bajaj National Quality Award 2014 - 2015.

MAIN BLOCKS



Services available

- ▶ Orthopaedics
- ▶ Neurology
- ▶ Neuro Surgery
- ▶ Cardiology
- ▶ Cardiothoracic Surgery
- ▶ Medical Oncology
- ▶ Surgical Oncology
- ▶ Radiotherapy & Oncology
- ▶ Nuclear Medicine
- ▶ Urology
- ▶ Nephrology
- ▶ In-Vitro Fertilization (MARC)
- ▶ Emergency Medicine
- ▶ Gastroenterology
- ▶ Obstetrics & Gynaecology
- ▶ Anaesthesiology
- ▶ Paediatrics
- ▶ Paediatric Surgery
- ▶ Neonatology
- ▶ Ophthalmology
- ▶ ENT
- ▶ Plastic Surgery
- ▶ Chest & Allergy
- ▶ Skin & STD
- ▶ Clinical Genetics
- ▶ General Surgery
- ▶ General Medicine
- ▶ Psychiatry
- ▶ Clinical Psychology
- ▶ Radio Diagnosis
- ▶ Interventional Radiology
- ▶ **Support services**
- ▶ Dental Surgery
- ▶ Physiotherapy
- ▶ Occupational Therapy
- ▶ Speech & Hearing
- ▶ Artificial Limb Centre
- ▶ Ayurveda
- ▶ Yoga

Genetic Clinic : +91 820 2923149

Helpline

Emergency : +91 820 2575555

Help Desk : +91 820 2922761

Enquiry : +91 820 2571201

Appointment : +91 820 2571967

Customer care : +91 820 2923188

Kasturba Hospital, Manipal - 576104

Tel : +91 820 - 2922761

Fax : +91 820 - 2571934/ 2574321

e-mail : office.kh@manipal.edu

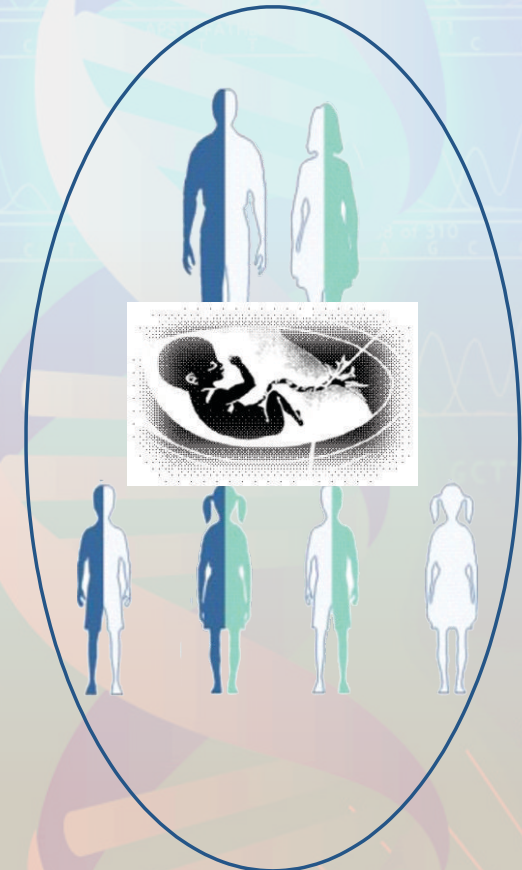


KASTURBA HOSPITAL
MANIPAL

An associate Hospital of Manipal University



Genetics Clinic

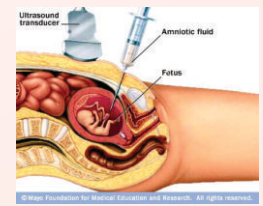
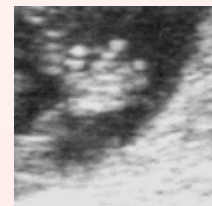
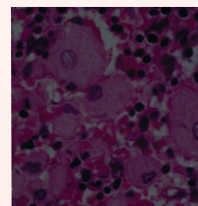


Genetics Clinic

It is heartening to note that enormous research in the field of genetics in the last two decades has started to benefit the mankind. The genetic bases of more and more diseases are now being uncovered and it is now even possible to prevent the birth of babies with serious disorders incompatible with reasonable quality of life. In this regard, Kasturba Hospital offers clinical genetics services maintaining its tradition of providing the best medical care to the patients.

The Genetics Clinic at Kasturba Hospital is providing clinical evaluation, diagnosis, management and counseling facilities to patients with genetic diseases. In association with Manipal Life Sciences Center, we offer karyotyping, fluorescence in situ hybridization, molecular diagnosis and biochemical evaluation to various genetic disorders. The clinic has strong laboratory support from hematology, biochemistry, microbiology and pathology which may be needed for the patients with genetic disorders. The DNA diagnostic tests for thalassemia, sickle cell disease, Duchenne muscular dystrophy, spinal muscular atrophy, hemophilia etc are provided for diagnosis of patients, carrier detection and prenatal diagnosis.

For providing genetic counseling and prenatal diagnosis to the family, examination and detailed investigations of the affected person/child and the family are essential. These should be preferably done before planning the next pregnancy or at least as soon as the pregnancy is detected. Targeted ultrasonography for prenatal diagnosis of malformations and multiple malformation syndromes is done in routine and high risk pregnancies. Prenatal diagnosis by chorionic villus sampling (CVS), amniocentesis and fetal blood sampling are done for the above conditions and also for cytogenetic abnormalities. Chromosomal analysis of fetuses with ultrasonographically detected malformation/s helps in counseling the families.



PATIENT CARE SERVICES

I. Clinical services (Evaluation, Diagnosis, Counseling, Management and Prenatal Diagnosis)

1. Malformation syndromes
2. Chromosomal abnormalities (Down syndrome, Turner syndrome, Klinefelter syndrome etc)
3. Genetic anemia (Thalassemias, spherocytosis etc.)
4. Mental retardation/development delay
5. Short stature
6. Skeletal dysplasias
7. Neurodegenerative disorders
8. Myopathies
9. Inborn errors of metabolism including storage disorders
10. Ambiguous genitalia
11. Genetic bleeding disorders (hemophilia)
12. Deafness
13. Neural tube defects (anencephaly, meningocele) and other congenital malformations
14. Primary amenorrhea and hypogonadism
15. Advanced maternal age (>35years)
16. Infertility
17. Exposure to teratogens during pregnancy
18. Familial cancers
19. Any familial / genetic disorder

II. Laboratory facilities

1. Karyotyping from blood, tissues, chorionic villi, amniotic fluid and products of conception
2. Fluorescence in situ hybridization (FISH) for chronic myeloid leukemia
3. Quantitative fluorescent PCR (QF-PCR) for rapid detection of aneuploidy in prenatal samples

4. Molecular diagnostic services and prenatal diagnosis for beta thalassemia, sickle cell anemia, Duchenne muscular dystrophy, spinal muscular atrophy, myotonic dystrophy, achondroplasia, hypochondroplasia, Prader-willi syndrome, Angelman syndrome, fragile X syndrome, linkage analysis for hemophilia A and B and many more disorders.
5. Biochemical testing for inborn errors of metabolism.

III. Prenatal diagnosis and genetic counseling

1. Scanning for fetal malformations by ultrasound
2. Chorionic villus sampling
3. Amniocentesis
4. Cordocentesis

IV. Fetal autopsy

In case of stillbirths and fetuses aborted after ultrasonographic detection of malformations, detailed radiologic study and autopsy helps in providing a definitive diagnosis of the condition. This is useful in identifying the etiology in many cases and counseling the family about the recurrence of the same condition in next pregnancy and offering prenatal diagnosis. Any unexplained fetal loss also needs to be investigated.

